



2021 RAM PROMASTER®

BEST-IN-CLASS WHERE IT COUNTS



TABLE OF CONTENTS

CLAIMS	3
ENGINEERING	4
SIZE OPTIONS	5
INTERIOR FUNCTIONALITY	5
SAFETY AND SECURITY	6
CHASSIS CAB	7
WINDOW VAN	7
UCONNECT®	8
EXTERIOR COLOURS	9
WHEELS	9
INTERIOR FABRICS	9
FRONT-SEAT CONFIGURATIONS ..	9
SPECIFICATIONS	10
VEHICLE CONFIGURATIONS	11
DISCLAIMERS	11



ONE VAN. MANY POSSIBILITIES

When it comes to real-world capability, Ram ProMaster® sets the bar. It starts with **Best-in-Class** features like **standard cargo height,^{1*} tallest and widest standard cargo area,¹ maximum cargo width,¹ width between the wheel wells,¹ turning diameter (118-inch-wheelbase models)¹ and standard V6 280 horsepower.¹ In three weight classes, with two roof heights and four cargo lengths, Ram ProMaster is designed to let you do your best by giving you the best. For more information, visit ramtruck.ca/promaster**

*All disclaimers can be found on page 11.

CARGO VAN. ALWAYS THE BEST PLACE TO START



Cargo Van in Bright White. Properly secure all cargo.

BEST-IN-CLASS
1,920-MM (75.6-IN)
MAXIMUM CARGO WIDTH¹
(Cargo Van)

BEST-IN-CLASS
1,698-MM (66.9-IN)
STANDARD CARGO HEIGHT¹
(Cargo Van)

BEST-IN-CLASS
1,422-MM (56-IN)
CARGO WIDTH BETWEEN WHEEL WELLS¹
(Cargo Van)

BEST-IN-CLASS
LOWEST LOAD FLOOR
HEIGHT¹
(Cargo Van)

BEST-IN-CLASS
STANDARD V6 HP¹
280 HP
(with 260 lb-ft of torque)

BEST-IN-CLASS
11-M (36.3-FT)
TURNING DIAMETER¹
(118-inch-wheelbase Cargo Van models)

CLASS-EXCLUSIVE
FWD
FRONT-WHEEL-DRIVE SYSTEM¹
Excels in adverse weather conditions

TALLEST & WIDEST
STANDARD CARGO AREA¹
(Cargo Van)

AVAILABLE
FORWARD COLLISION
WARNING²

AVAILABLE
BLIND-SPOT MONITORING WITH
REAR CROSS-PATH DETECTION²

5 YEAR/100,000 KM
POWERTRAIN LIMITED WARRANTY

*See last page for warranty details.



3.6L PENTASTAR™ V6 WITH BEST-IN-CLASS STANDARD V6 HP¹ AND 260 LB-FT OF TORQUE. Advanced technologies like wide-range Variable Valve Timing and two-step variable valve lift help deliver Best-in-Class standard V6 280 hp¹ for payloads up to 2,123 kg (4,680 lb). The 62TE six-speed automatic transmission provides exceptionally smooth-shift quality and impressive capability that are work-ready.

Trailering? No problem. Opt for the available Class IV hitch receiver to boost your max towing up to 3,134 kg (6,910 lb).³

HORSEPOWER	280 hp @ 6400 rpm	VALVE TRAIN	Chain-drive DOHC, 24-valve
TORQUE	260 lb-ft @ 4400 rpm	FUEL DELIVERY	Sequential, multipoint injection
CONFIGURATION	60-degree V6	RECOMMENDED FUEL	Unleaded regular (87-octane)
DISPLACEMENT	3604 cc (220 cu in)	COMPRESSION RATIO	10.2:1
BORE x STROKE	96 x 83 mm (3.78 x 3.27 in)	ALTERNATOR	180-amp (220-amp available)
BLOCK MATERIAL	Aluminum	OIL CAPACITY	5.7 L (6 qt)
CYLINDER HEAD MATERIAL	Aluminum alloy	MAX RECOMMENDED OIL CHANGE INTERVAL	16,000 km (10,000 mi)
AIR INDUCTION	Naturally aspirated		

Cargo Van in Bright White.

ENGINEERED FOR PERFORMANCE EVERYWHERE

LOW STEP-IN HEIGHT MEETS LOW COSTS OF OWNERSHIP. This is where high-performance engineering and components team up with low costs of operation and ownership. A good example is travelling up to 16,000 km (10,000 mi) between recommended oil changes—very real savings of time and money. If short trips are critical to your business, count on long-term support over time and distance with a 5-Year/100,000-Kilometre Powertrain Limited Warranty, a 3-Year Corrosion Protection Warranty and a 5-Year/160,000-Kilometre Outer Panel Corrosion Warranty.* It all gets down to what really counts: long-term durability and quality. In Ram ProMaster,[®] you've found it.

CLASS-EXCLUSIVE FRONT-WHEEL DRIVE (FWD).¹ Advantages include outstanding manoeuvrability, control and handling and great front-tire “road grab.”

BEST-IN-CLASS LOWEST LOAD FLOOR HEIGHT.¹ Credit the Class-Exclusive FWD¹ and a light and robust axle/leaf spring rear suspension that creates an easy-to-load design.

BEST-IN-CLASS TURNING DIAMETER.¹ All models here share premium steering and braking technology. Steering gear engineering is so good, it helps enhance drive quality and reliability—and delivers a Best-in-Class 11-m (36.3-ft) turning diameter on 118-inch-wheelbase models.¹

ANTILOCK BRAKE SYSTEM (ABS) AND BREMBO[®] BRAKES. Our ABS controls and monitors each wheel independently. Unexpected in the sector is the high-performance Brembo brake system—it's often applied on sports cars—which provides superb stopping power, technology especially valuable when trailering.

*See last page for warranty details.

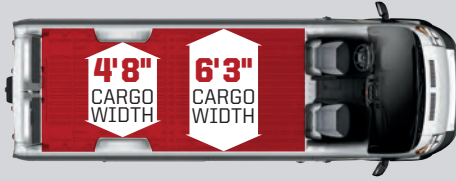
STANDARD ELECTRONIC STABILITY CONTROL (ESC).⁴ Our advanced version of the ESC⁴ system integrates the ABS with a variety of All-Speed Traction Control technologies. ESC⁴ helps maintain control under adverse conditions and during tight turns and evasive manoeuvres. Also included: a Brake-Lock Differential, Brake Assist, Hill Start Assist, Trailer Sway Control and Electronic Roll Mitigation.

UNIBODY ENGINEERING means each chassis is mass-optimized and tuned for ideal performance. This integrated frame structure features boxed frame components, multiple crossrails and longitudinal rails—and all are crucially welded together to ensure you get all the support you need.

ROBUST FRONT AND REAR SUSPENSION TECHNOLOGY. In front, a MacPherson strut suspension utilizes large, 62-mm twin-tube shock absorbers enhanced with GVW-tuned cast iron control arms. The rear suspension is category-unique: a tough beam axle/leaf spring design.

FOR ANY BUSINESS NEED, WE'VE GOT YOUR RIDE

CARGO WIDTH



BEST-IN-CLASS
MAXIMUM CARGO WIDTH¹
(CARGO VAN)

2 ROOF HEIGHTS

STANDARD ROOF



BEST-IN-CLASS
STANDARD CARGO HEIGHT¹

AVAILABLE HIGH ROOF



4 CARGO LENGTHS



118-inch wheelbase



136-inch wheelbase



159-inch wheelbase



159-inch wheelbase, extended

GENEROUS ROOM. LOTS OF OPTIONS. NOW FILL IT UP



Shown with aftermarket upfit.



- Available left-side Sliding Door with fixed glass
- Available lower-side Wall Panels
- Available Wood Floor
- Rear Doors with available fixed glass

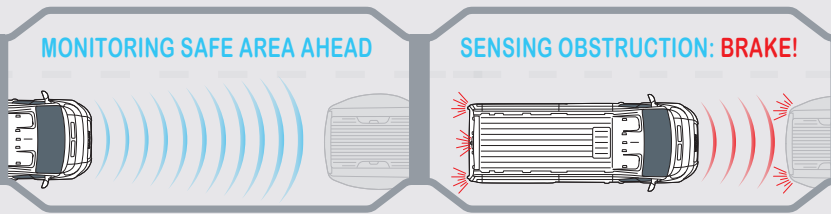


- Available Cargo Partition with sliding window
- Available left-side Sliding Door with fixed glass
- Rear Doors with available fixed glass



- Available Cargo Partition
- Available upper- and lower-side Wall Panels
- Available Wood Floor

SAFE TRAVELS: WE HAVE YOUR BACK, FRONT, SIDE AND REAR

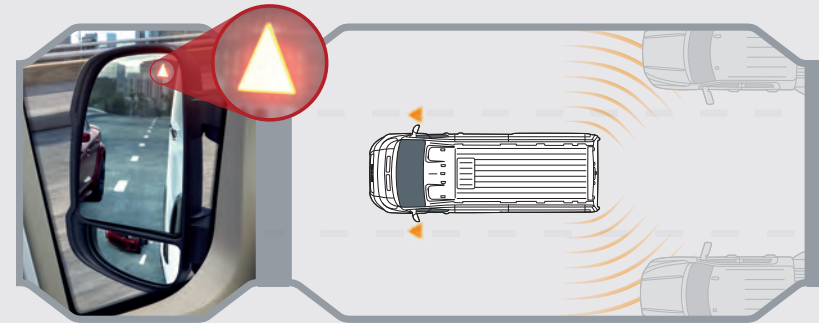


FORWARD COLLISION WARNING (FCW)²

The available FCW² system provides both audible and visual warnings to alert the driver when it detects a potential frontal collision. The warnings are intended to provide the driver with enough time to react to avoid or mitigate the potential collision.

BLIND-SPOT MONITORING (BSM) WITH REAR CROSS-PATH DETECTION²

With dual wide-band radar sensors, the available BSM system with Rear Cross-Path Detection² scans the blind-spot zones behind the vehicle to help ensure safe manoeuvring.

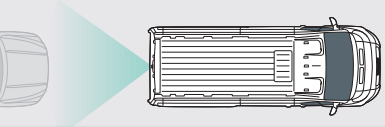
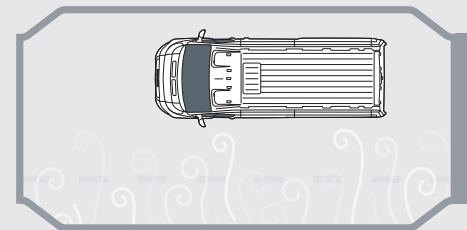


CLASS-EXCLUSIVE DIGITAL REARVIEW MIRROR^{1,2}

The new, available Class-Exclusive Digital Rearview Mirror^{1,2} replaces a traditional reflective rearview mirror with a 9.2-inch-wide LCD monitor that displays real-time video from a rear-facing camera. The camera is located on the back of the van, so the view is unobstructed. Unlike back-up cameras, the vehicle doesn't need to be in Reverse to activate, and the view is a higher resolution.

NEW STANDARD CROSSWIND ASSIST²

Crosswind Assist² sensors detect the forces acting on the vehicle when crosswinds or sudden gusts occur and apply braking action to individual wheels on the side facing the wind. This braking torque creates a yawing motion which counters the effect of the crosswind. The result is deviation that is significantly reduced. This decreases the strain on the driver, avoiding inappropriate driver responses in gusting winds. The driver's attention is also drawn to the system's intervention by an indicator lamp in the instrument cluster.



PARKVIEW[®] REAR BACK-UP CAMERA²

Standard. The camera automatically engages in Reverse, displaying the rear scene on the 5-inch radio screen display². On-screen grid lines enhance the ease of backing up.

RAM PROMASTER® EXPANDS YOUR TOOLBOX

CHASSIS CAB



Shown with aftermarket upfit.

TOUGH UNIBODY STRENGTH. CUSTOM BODY TREATMENT. LIFE IS GOOD

Combine industrial-grade capability with the right upfit, and your Ram ProMaster Chassis Cab or Cutaway is ready for the job. The numbers speak for themselves: 3500 weight class only, built on a 136- or 159-inch wheelbase. Max length of 6,364 mm (250.6 in). Heavy-duty tuned suspension. MacPherson strut front unit. Muscular 4,241-kg (9,350-lb) GVWR, towing up to 2,313 kg (5,100 lb), with payload up to 2,372 kg (5,230 lb). Spec out your ideal model at ramtruck.ca/promaster



Shown with Covered Service Body aftermarket upfit.



Shown with Flat Platform aftermarket upfit.



Shown with Cutaway Box aftermarket upfit. Illustrated to show Cutaway.

WINDOW VAN

THE RAM PROMASTER WINDOW VAN. Comfort, safety and security. You'll find these and more in our Window Van. Designed around the needs of people, it's available in 2500 and 3500 weight classes on the 159-inch wheelbase in your choice of two lengths. For optimum passenger comfort, the High Roof is standard. As with every Ram ProMaster, there are abundant upfit possibilities, plenty of cargo room and the solid power of the Pentastar™ V6 engine.

If you require a Special needs interior upfit, the flexibility of this Window Van is your go-to solution. If additional power is needed, our available Auxiliary Power Connector handles the ancillary devices of ambulances, mobile medical clinics and DriveAbility applications.

6'4"
UPFIT
AREA
HEIGHT



ONE WHEELBASE, EXPANSIVE OPTIONS. Utilize the extended body on Window Van to create a significantly larger interior. The 368-mm (14.5-in) extension adds nearly 1,218 L (43 cu ft) of volume—the perfect solution when you need extra room for luggage or storage.

6'4"
UPFIT
AREA
HEIGHT





Interior in Black.

CONVENIENCE AND CONTROL AT YOUR FINGERTIPS

Uconnect® electronics and systems put you in charge, starting with steering wheel-mounted controls and a vibrant LED-illuminated cluster with Driver Information Display. To that, add standard AM/FM audio, a 2.5-amp fast-charging USB port and a very handy 12-volt power outlet. Available auxiliary switches enable instant adaptation for future upfits and ancillary electronics.

Uconnect®

The standard **Uconnect 3 with 5-inch colour display radio system** delivers true fidelity with easy-to-access info through Bluetooth® technology⁵ and the colour touchscreen. The **Uconnect 3 NAV⁶ with 5-inch colour display** delivers precise, Web-based GPS Navigation⁶; the available SiriusXM⁷ radio includes a one-year subscription. You want superb comfort, convenience and capability—and here, you have it.



Uconnect 3 AT A GLANCE

- ▶ 5-inch Colour Touchscreen
- ▶ AM/FM Stereo Audio System
- ▶ Four-speaker Sound System
- ▶ Integrated Voice Command⁵
- ▶ MP3 Capability with Auxiliary Input
- ▶ Steering Wheel-mounted Audio Controls



Uconnect 3 NAV⁶

- All features of the Uconnect 3 system, plus:
- ▶ Points-of-interest Accessibility
 - ▶ Turn-by-turn GPS Navigation⁶

(((SiriusXM®)))

EXTERIOR COLOURS



Bright White



Bright Silver Metallic



Granite Crystal Metallic



Broom Yellow



Flame Red



Deep Cherry Red Crystal Pearl



Sandstone Pearl



Patriot Blue Pearl Coat



Black

Additional low-volume paints available—see your retailer for details.

WHEELS



16-inch Painted Steel Wheel with Centre Cap (standard)



16-inch Black-Painted Steel Wheel with Centre Cap (available)




16-inch Painted Steel Wheel with Wheel Cover (available)




16-inch Aluminum Wheel (available)

INTERIOR FABRICS

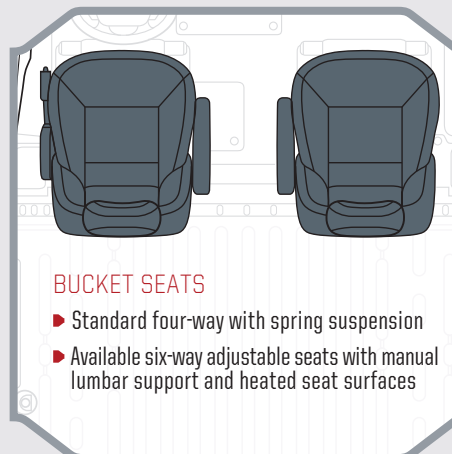


Black Cloth (standard)



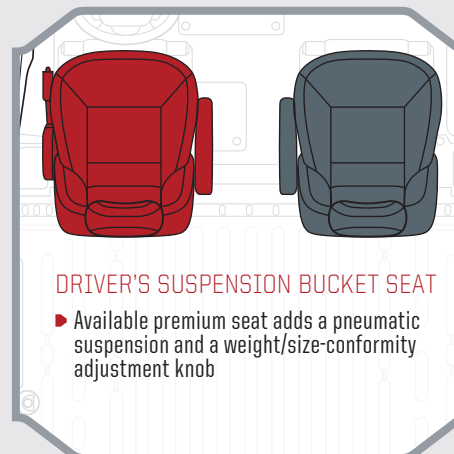
Black Vinyl (available)

FRONT-SEAT CONFIGURATIONS



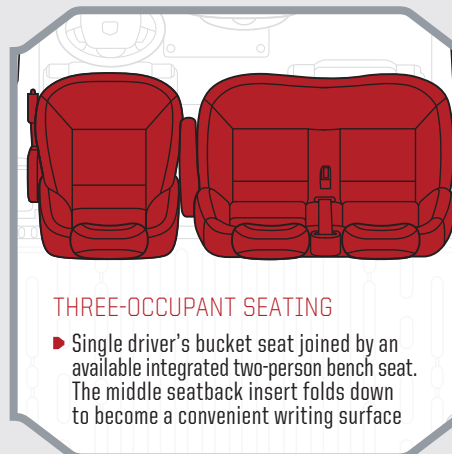
BUCKET SEATS

- ▶ Standard four-way with spring suspension
- ▶ Available six-way adjustable seats with manual lumbar support and heated seat surfaces



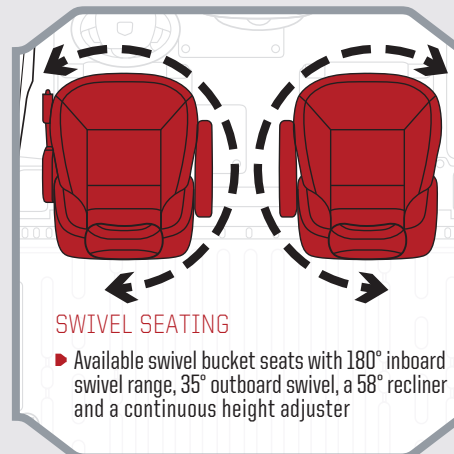
DRIVER'S SUSPENSION BUCKET SEAT

- ▶ Available premium seat adds a pneumatic suspension and a weight/size-conformity adjustment knob



THREE-OCCUPANT SEATING

- ▶ Single driver's bucket seat joined by an available integrated two-person bench seat. The middle seatback insert folds down to become a convenient writing surface



SWIVEL SEATING

- ▶ Available swivel bucket seats with 180° inboard swivel range, 35° outboard swivel, a 58° recliner and a continuous height adjuster

SPECIFICATIONS

	CARGO VAN										WINDOW VAN	
	1500			2500			3500				2500	3500
	118" WB	136" WB		136" WB		159" WB	136" WB		159" WB	159" WB, EXT.	159" WB	159" WB, EXT.
STANDARD ROOF	STANDARD ROOF	HIGH ROOF	STANDARD ROOF	HIGH ROOF	HIGH ROOF	STANDARD ROOF	HIGH ROOF	HIGH ROOF	HIGH ROOF	HIGH ROOF	HIGH ROOF	
GVWR – kg (lb)	3878 (8550)	3878 (8550)	3878 (8550)	4037 (8900)	4037 (8900)	4037 (8900)	4241 (9350)	4241 (9350)	4241 (9350)	4241 (9350)	4037 (8900)	4241 (9350)
GCWR – kg (lb)	5443 (12000)	5443 (12000)	5443 (12000)	5443 (12000)	5443 (12000)	5443 (12000)	5443 (12000)	5443 (12000)	5443 (12000)	5443 (12000)	5443 (12000)	5443 (12000)
BASE CURB WEIGHT – kg (lb)	2066 (4554)	2115 (4662)	2171 (4787)	2106 (4644)	2163 (4768)	2220 (4895)	2118 (4669)	2175 (4796)	2233 (4923)	2277 (5020)	2248 (4957)	2296 (5061)
MAXIMUM PAYLOAD – kg (lb)	1814 (4000)	1764 (3890)	1706 (3760)	1932 (4260)	1873 (4130)	1819 (4010)	2123 (4680)	2064 (4550)	2009 (4430)	1964 (4330)	1787 (3940)	1946 (4290)
FRONT GAWR – kg (lb)	2100 (4629)	2100 (4629)	2100 (4629)	2100 (4629)	2100 (4629)	2100 (4629)	2100 (4629)	2100 (4629)	2100 (4629)	2100 (4629)	2100 (4629)	2100 (4629)
REAR GAWR – kg (lb)	2270 (5004)	2400 (5291)	2400 (5291)	2400 (5291)	2400 (5291)	2400 (5291)	2400 (5291)	2400 (5291)	2400 (5291)	2400 (5291)	2400 (5291)	2400 (5291)
CURB-TO-CURB TURNING – m (ft)	11.1 (36.3)	12.4 (40.7)	12.4 (40.7)	12.4 (40.7)	12.4 (40.7)	14.3 (46.8)	12.4 (40.7)	12.4 (40.7)	14.3 (46.8)	14.3 (46.8)	14.3 (46.8)	14.3 (46.8)
MAXIMUM TOWING – kg (lb), SAE J2807 Compliant	3134 (6910)	3084 (6800)	3039 (6700)	3084 (6800)	3039 (6700)	2939 (6480)	3039 (6700)	2994 (6600)	2939 (6480)	2907 (6410)	2939 (6480)	2907 (6410)

DIMENSIONS

BODY HEIGHT – mm (in)	2329 (91.7)	2362 (93)	2632 (103.6)	2362 (93)	2632 (103.6)	2592 (102.1)	2362 (93)	2632 (103.6)	2592 (102.1)	2603 (102.5)	2592 (102.1)	2603 (102.5)
OVERALL BODY LENGTH – mm (in)	4963 (195.4)	5415 (213.2)	5415 (213.2)	5415 (213.2)	5415 (213.2)	6000 (236.2)	5415 (213.2)	5415 (213.2)	6000 (236.2)	6364 (250.6)	6000 (236.2)	6364 (250.6)
VEHICLE WIDTH WITHOUT MIRRORS – mm (in)	2064 (81.3)	2064 (81.3)	2064 (81.3)	2064 (81.3)	2064 (81.3)	2064 (81.3)	2064 (81.3)	2064 (81.3)	2064 (81.3)	2064 (81.3)	2064 (81.3)	2064 (81.3)
VEHICLE WIDTH WITH MIRRORS EXTENDED – mm (in)	2849 (112.2)	2849 (112.2)	2849 (112.2)	2849 (112.2)	2849 (112.2)	2849 (112.2)	2849 (112.2)	2849 (112.2)	2849 (112.2)	2849 (112.2)	2849 (112.2)	2849 (112.2)
CARGO BODY OVERALL LENGTH – mm (in)	2709 (106.7)	3120 (122.8)	3120 (122.8)	3120 (122.8)	3120 (122.8)	3708 (146)	3120 (122.8)	3120 (122.8)	3708 (146)	4070 (160.2)	3708 (146)	4070 (160.2)
CARGO WIDTH AT FLOOR – mm (in)	1920 (75.6)	1920 (75.6)	1920 (75.6)	1920 (75.6)	1920 (75.6)	1920 (75.6)	1920 (75.6)	1920 (75.6)	1920 (75.6)	1920 (75.6)	1920 (75.6)	1920 (75.6)
CARGO WIDTH AT WHEEL WELL – mm (in)	1422 (56)	1422 (56)	1422 (56)	1422 (56)	1422 (56)	1422 (56)	1422 (56)	1422 (56)	1422 (56)	1422 (56)	1422 (56)	1422 (56)
SIDE-DOOR OPENING WIDTH – mm (in)	1075 (42.3)	1250 (49.2)	1250 (49.2)	1250 (49.2)	1250 (49.2)	1250 (49.2)	1250 (49.2)	1250 (49.2)	1250 (49.2)	1250 (49.2)	1250 (49.2)	1250 (49.2)
SIDE-DOOR OPENING HEIGHT – mm (in)	1485 (58.5)	1485 (58.5)	1755 (69.1)	1485 (58.5)	1755 (69.1)	1755 (69.1)	1485 (58.5)	1755 (69.1)	1755 (69.1)	1755 (69.1)	1755 (69.1)	1755 (69.1)
REAR DOORS OPENING WIDTH – mm (in)	1610 (63.4)	1610 (63.4)	1610 (63.4)	1610 (63.4)	1610 (63.4)	1610 (63.4)	1610 (63.4)	1610 (63.4)	1610 (63.4)	1610 (63.4)	1610 (63.4)	1610 (63.4)
REAR DOORS OPENING HEIGHT – mm (in)	1520 (59.8)	1520 (59.8)	1790 (70.5)	1520 (59.8)	1790 (70.5)	1790 (70.5)	1520 (59.8)	1790 (70.5)	1790 (70.5)	1790 (70.5)	1790 (70.5)	1790 (70.5)
MAXIMUM CARGO HEIGHT – mm (in)	1698 (66.9)	1698 (66.9)	1959 (77.1)	1698 (66.9)	1959 (77.1)	1959 (77.1)	1698 (66.9)	1959 (77.1)	1959 (77.1)	1959 (77.1)	1959 (77.1)	1959 (77.1)
MAXIMUM CARGO VOLUME – L (cu ft)	7339.7 (259.2)	8559.8 (303.7)	9993 (352.9)	8559.8 (303.7)	9993 (352.9)	11898.7 (420.2)	8559.8 (303.7)	9993 (352.9)	11898.7 (420.2)	13107.9 (462.9)	11898.7 (420.2)	13107.9 (462.9)

WB = wheelbase.





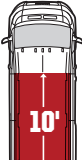



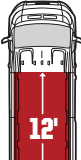
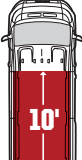
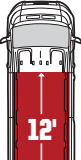
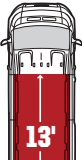
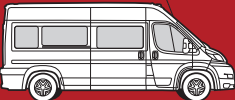
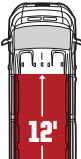
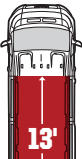




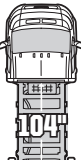
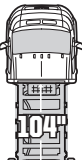
	CHASSIS CAB			CUTAWAY		
	3500			3500		
	136" WB	159" WB	159" WB, EXTENDED	136" WB	159" WB	159" WB, EXTENDED
81.1" CA	104.1" CA	104.1" CA	81.1" CA	104.1" CA	104.1" CA	
GVWR – kg (lb)	4241 (9350)	4241 (9350)	4241 (9350)	4241 (9350)	4241 (9350)	4241 (9350)
GCWR – kg (lb)	5216 (11500)	5216 (11500)	5216 (11500)	5216 (11500)	5216 (11500)	5216 (11500)
BASE CURB WEIGHT – kg (lb)	1895 (4177)	1913 (4217)	1926 (4246)	1867 (4116)	1881 (4147)	1903 (4195)
MAXIMUM PAYLOAD – kg (lb)	2345 (5170)	2327 (5130)	2313 (5100)	2372 (5230)	2359 (5200)	2341 (5160)
FRONT GAWR – kg (lb)	2100 (4629)	2100 (4629)	2100 (4629)	2100 (4629)	2100 (4629)	2100 (4629)
REAR GAWR – kg (lb)	2400 (5291)	2400 (5291)	2400 (5291)	2400 (5291)	2400 (5291)	2400 (5291)
CURB-TO-CURB TURNING – m (ft)	12.4 (40.7)	14.3 (46.8)	14.3 (46.8)	12.4 (40.7)	14.3 (46.8)	14.3 (46.8)
MAXIMUM TOWING – kg (lb)	2313 (5100)	2313 (5100)	2313 (5100)	2313 (5100)	2313 (5100)	2313 (5100)

DIMENSIONS

BODY HEIGHT – mm (in)	2226 (87.7)	2217 (87.3)	2217 (87.3)	2226 (87.7)	2217 (87.3)	2217 (87.3)
OVERALL BODY LENGTH – mm (in)	5415 (213.2)	6000 (236.2)	6364 (250.6)	5415 (213.2)	6000 (236.2)	6364 (250.6)
VEHICLE WIDTH WITHOUT MIRRORS – mm (in)	2064 (81.3)	2064 (81.3)	2064 (81.3)	2064 (81.3)	2064 (81.3)	2064 (81.3)
VEHICLE WIDTH WITH MIRRORS EXTENDED – mm (in)	2849 (112.2)	2849 (112.2)	2849 (112.2)	2849 (112.2)	2849 (112.2)	2849 (112.2)
CAB TO REAR AXLE – mm (in)	2092 (82.4)	2659 (104.7)	2659 (104.7)	2092 (82.4)	2659 (104.7)	2659 (104.7)
OVERHANG REAR AXLE TO END OF FRAME – mm (in)	1006 (39.6)	1006 (39.6)	1006 (39.6)	1006 (39.6)	1006 (39.6)	1006 (39.6)

WB = wheelbase, CA = cab-to-axle.

VEHICLE CONFIGURATIONS

	1500		2500		3500		
	118" WB	136" WB	136" WB	159" WB	136" WB	159" WB	159" WB EXT.
 <p>CARGO VAN STANDARD ROOF</p>							
 <p>CARGO VAN AVAILABLE HIGH ROOF</p>							
 <p>WINDOW VAN HIGH ROOF ONLY</p>							
 <p>CHASSIS CAB/CUTAWAY STANDARD ROOF ONLY</p>	<div style="border: 1px solid black; padding: 5px;"> <p> = LOAD FLOOR LENGTH</p> <p> = CAB-TO-AXLE LENGTH</p> <p>WB = WHEELBASE</p> </div>						



LIKE US ON:

facebook.com/ramtruckscanada



CHECK US OUT ON:

instagram.com/ramtruckscanada



LIKE US ON:

twitter.com/ramtruckscanada



SIGN UP FOR UPDATES AT:

ramtruck.ca/en/signup

ABOUT THIS CATALOGUE: Since the time of publication, some of the information you'll find in this catalogue may have been updated. Ask your retailer for details. Some of the equipment shown or described throughout this catalogue may be available at extra cost. Specifications, descriptions, illustrative materials and all competitive comparisons contained herein are as accurate as known at the time this publication was approved for printing. FCA Canada Inc. reserves the right to discontinue models at any time or change specifications without notice or without incurring obligation. Options may be required in combination with other options. For the price of the model with the equipment you desire, or verification of specifications contained here, see your Ram retailer. Bluetooth is a registered trademark of Bluetooth SIG, Inc. SiriusXM Connected Vehicles Services Inc., Sirius, XM, SiriusXM and all related marks and logos are trademarks of SiriusXM Radio Inc. Facebook and logo are registered trademarks of Facebook, Inc. Instagram is a registered trademark of Instagram, Inc. The Twitter logo is a service mark of Twitter, Inc. Katerack is a registered trademark of Dejana Truck & Utility Equipment Co. All rights reserved. Brembo is a registered trademark of Brembo SpA. Cummins is a registered trademark of Cummins, Inc. 2020 Nexen Tire America Inc. All Rights Reserved.

©2020 FCA Canada Inc. All Rights Reserved. Chrysler, Jeep, Dodge, Ram, ParkView, the Ram's Head logo, Ram ProMaster and Uconnect are registered trademarks and DriveAbility and Pentastar are trademarks of FCA US LLC.

WARRANTIES: 2020 Chrysler, Jeep, Dodge and Ram vehicles are backed by a 5-year or 100,000-kilometre* fully transferable Powertrain Limited Warranty with \$0 deductible plus 24-hour roadside assistance! Basic Warranty coverage is for 3 years or 60,000 kilometres* Rust-through coverage on all body sheet metal is for 3 years. The Cummins Turbo Diesel engine is protected by a separate Limited Warranty, covering the engine for 5 years or 160,000 kilometres* *Whichever comes first. Some conditions may apply. †The 5-Year/100,000-Kilometre Powertrain Limited Warranty does not apply to vehicles sold for certain commercial uses. See your retailer for full details.

DISCLAIMERS: 1. Class based on Large Commercial Van segment (Class 2). 2. This is a driver convenience system, not a substitute for active driver involvement. The driver must remain aware of their surroundings and be prepared to take corrective action to avoid collisions. 3. When properly equipped. 4. No system can repeal the laws of physics or overcome careless driving actions. Performance is limited by available traction, which snow, ice and other conditions can affect. When the warning lamp flashes, the driver needs to use less throttle and adapt speed and driving behaviour to prevailing road conditions. 5. Driving while distracted can result in loss of vehicle control. Only use mobile phones and other devices, even with voice commands, when it is safe to do so. Voice commands of phone require a Bluetooth compatible phone. 6. Never program while driving. GPS mapping and available 3D navigation may not be detailed or available in all areas or reflect current road regulations. 7. Requires SiriusXM radio subscriptions governed by SIRIUSXM terms and conditions available at siriusxm.ca.



RAMTRUCK.CA

©2020 FCA Canada Inc. All Rights Reserved. Ram is a registered trademark of FCA US LLC.