

2022 *RAM HEAVY DUTY*





RAM HEAVY DUTY: THE POWER TO PULL,
HAUL AND WORK ARE ALWAYS STANDARD

2022 RAM
HEAVY DUTY

TABLE OF CONTENTS

TOWING 3

PAYLOAD4

ENGINES.....5

STRENGTH 6

SAFETY/SECURITY.....7

TOWING TECHNOLOGY 8

AIR SUSPENSION..... 9

INTERIOR..... 10

UCONNECT®11

INTERIOR TECHNOLOGY.....13

CAMERA TECHNOLOGY 14

DRIVER INFORMATION DISPLAY 16

RAMBOX® CARGO MANAGEMENT SYSTEM 17

BED VERSATILITY 18

TRADESMAN®.....19

BIG HORN®19

POWER WAGON® 20

LARAMIE® 20

LIMITED LONGHORN™21

LIMITED.....21

COLOURS/CONFIGURATIONS..... 22

SPECIFICATIONS..... 23

LIMITED SHOWN IN RED PEARL



BEST-IN-CLASS 37,090-LB (16,824-KG) MAX TOWING^{1†}

BIG TIME TOWING.

There's up to 1,075 lb-ft of torque* and up to 16,824 kg (37,090 lb) of towing* available with the optional diesel powertrain on Ram 3500.

BEST-IN-CLASS UP TO 1,075 LB-FT^{1*} RAM 3500 AVAILABLE DIESEL TORQUE

LIMITED IN GRANITE CRYSTAL METALLIC

*When properly equipped. Properly secure all cargo. Always tow within the vehicle's capacity.
†All disclaimers and disclosures can be found on page 25.



AN IMPRESSIVE 7,680-LB (3,484-KG) GAS PAYLOAD

INTENSE PAYLOAD CAPACITY.
The durability to haul up to a 3,484-kg (7,680-lb) payload on Ram 3500* makes it hard-core.
The powerful max gas payload on Ram 3500 Mega Cab® DRW shown above is 3,007 kg (6630 lb).

LIMITED IN GRANITE CRYSTAL METALLIC

*When properly equipped. Properly secure all cargo.

420 HP | 1,075 LB-FT

MOST POWERFUL RAM 2500 AND 3500 ENGINE OPTION. The available 6.7L Cummins Turbo Diesel I-6 engine delivers commanding responsiveness. The High Output version is paired with the AISIN® 6-speed transmission and offers Best-in-Class torque¹—up to 1,075 lb-ft on Ram 3500. The standard output, with 370 hp and 850 lb-ft of torque, teams up with the long-proven 68RFE 6-speed automatic transmission. These powertrains deliver outstanding performance and effortless cold-start ability.

THE 68RFE AUTOMATIC TRANSMISSION. Designed for Ram Trucks with the Cummins standard output engine, the 68RFE features an upgraded filtration system and bandless design that helps reduce maintenance requirements. Dual fluid filters, a dual-face torque converter lockup clutch for the 2nd through 6th gears and an integrated Tow/Haul Mode provide an alternative shift schedule.

THE AISIN AS69RC AUTOMATIC TRANSMISSION. Engineered to handle the colossal torque of the Cummins High Output engine, the AISIN delivers seamless shift quality, thanks to a sophisticated transmission controller, a state-of-the-art dual-core processor, a robust ring gear, a large thrust bearing and heat treatments for select components.



37,090-LB (16,824-KG) MAX TOWING

410 HP | 429 LB-FT

LEGENDARY PERFORMER. The 6.4L HEMI V8 turns out Best-in-Class standard gas horsepower² and impressive towing and payload numbers. Variable Cam Timing (VCT) provides consistent power across a wide torque band. FuelSaver Multi-Displacement System (MDS) technology delivers 4-cylinder efficiencies during highway cruising, along with the interactive Deceleration Fuel Shut-Off (iDFSO) feature.

THE ZF 8HP75 8-SPEED AUTOMATIC TRANSMISSION. The 6.4L HEMI V8 includes the smooth-shifting TorqueFlite® 8HP75 8-speed automatic transmission. There are more than 40 individual shift maps to refine shift points for optimal efficiency, performance and drivability. The transmission uses shift-by-wire technology, engineering that eliminates a mechanical linkage between the transmission and the gear selector. Ram Heavy Duty models equipped with the gas engine and 8-speed transmission use an innovative rotary shifter mounted on the left side of the instrument panel's centre stack—in Black or Satin Chrome, depending on trim level.



18,210-LB (8,260-KG) MAX TOWING

CANADA'S LONGEST-LASTING HEAVY-DUTY DIESEL TRUCK.³

THE BACKBONE THAT UNDERPINS THE CAPABILITY. If your foundation isn't firm, your truck's performance, capability and even technology won't mean much. That's why the frame on the Ram Heavy Duty was designed to withstand the punishing assignments our drivers demand of it. Strength that endures doesn't mean merely one thing. In a Ram Heavy Duty, it means everything.

THE CUMMINS® HIGH OUTPUT TURBO DIESEL.

This engine gives Ram 3500 stellar trailering capability—up to an available Best-in-Class 16,824 kg (37,090 lb).¹ Available.

CONVENTIONAL HITCH CAPABILITY.

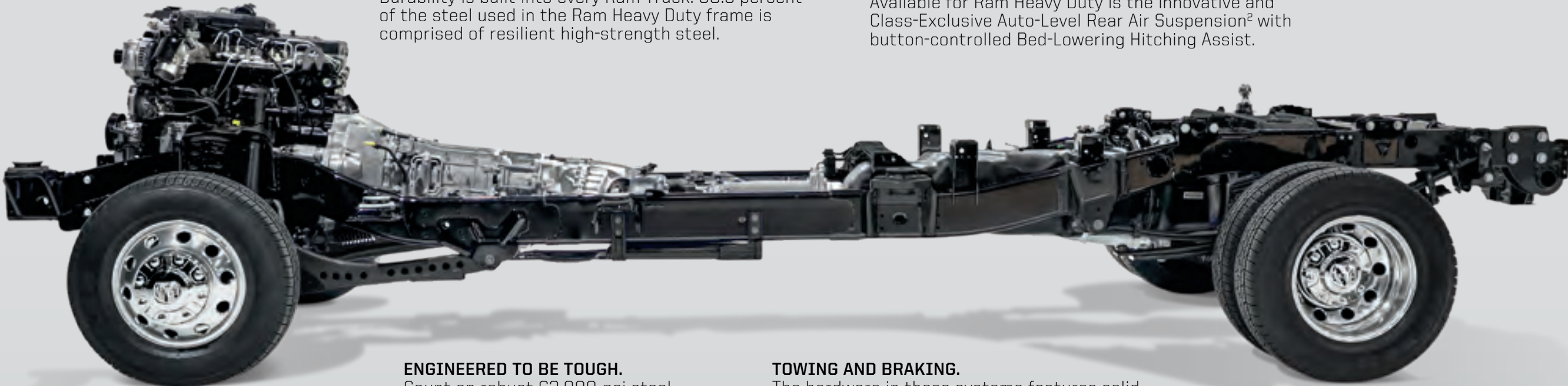
Ram 3500 offers up to a jaw-dropping 10,430-kg (23,000-lb) hitch capability. For 2500, capability is rated up to 9,072 kg (20,000 lb).

HIGH-STRENGTH STEEL.

Durability is built into every Ram Truck. 98.5 percent of the steel used in the Ram Heavy Duty frame is comprised of resilient high-strength steel.

CLASS-EXCLUSIVE AUTO-LEVEL REAR AIR SUSPENSION²

Available for Ram Heavy Duty is the innovative and Class-Exclusive Auto-Level Rear Air Suspension² with button-controlled Bed-Lowering Hitching Assist.



ENGINEERED TO BE TOUGH.

Count on robust 63,000-psi steel for the crucial engine crossmember.

TOWING AND BRAKING.


The hardware in these systems features solid components to manage the big max payload and tow ratings.

REDUCED NOISE, VIBRATION AND HARSHNESS (NVH).

Ram Heavy Duty 4x4 models utilize a 9.25-inch front axle featuring durable pinion seals; a refined axle housing helps with NVH levels.

TUNED SUSPENSION.


Ram 2500 includes Frequency Response Damping (FRD) shocks and tough, progressive-rate coil springs.



BLIND-SPOT MONITORING (BSM) WITH REAR CROSS-PATH DETECTION⁴

Ram Heavy Duty delivers numerous standard and available safety and security features for long-haul confidence. With dual wide-band radar sensors in the taillamps, the available BSM with Rear Cross-Path Detection⁴ scans blind spots behind the vehicle to help ensure safe manoeuvring while automatically sensing and accounting for the length of your trailer.

Lane Departure Warning⁴ uses a forward-facing camera that can detect your vehicle's position and lane markings on the road. The system helps prevent unintentional lane drift by providing a visual alert before safely guiding the vehicle back into position. Available.



ACC⁴ AND FCW⁴ WORK WITH LOADED TRAILERS UP TO 37,090 LB (16,824 KG)



FULL-SPEED FORWARD COLLISION WARNING PLUS (FCW)⁴

This system notifies the driver through multiple warnings when the vehicle gets too close to a preceding vehicle. If the driver isn't braking enough, Auto Emergency Braking automatically takes over, dramatically increasing braking, and can even bring the vehicle to a full stop to help avoid a collision. FCW⁴ also works with attached trailers and will engage the trailer brakes. Available.



PARK-SENSE® FRONT AND REAR PARK ASSIST SYSTEM⁴

Integrated sensors in the front and rear bumper valences use ultrasonic waves to determine the relative distance to objects in front or in back of your pickup. If an obstacle is detected when backing up or moving forward during parking manoeuvres, visual and audio signals inform the driver. Available.



ADAPTIVE CRUISE CONTROL WITH STOP (ACC)⁴

This system can maintain a driver-selected set distance from vehicles in the lane ahead. When slower traffic is detected, Ram Heavy Duty automatically adjusts its speed all the way down to 0 km/h, even with a trailer attached. Available.



ADAPTIVE FORWARD LIGHTING SYSTEM.

The Class-Exclusive Adaptive Forward Lighting System⁵ provides crisp LED lighting. The lamps turn up to 15 degrees to help with nighttime visibility. Available.



LIMITED IN DIAMOND BLACK CRYSTAL PEARL

Properly secure all cargo. Always tow within the vehicle's capacity.


THE SMARTER WAY TO TOW



CLASS-EXCLUSIVE AUTO-LEVEL REAR AIR SUSPENSION² WITH BED-LOWERING MODE. The available system brings the rear suspension to its lowest position for easier ball/hitch alignment, counteracts weight from trailering/hauling, maintains an even and level profile when loaded, and keeps rake constant from the front end to the rear of the trailer.

LED HITCH LAMP. Not only does the new LED hitch lamp provide illumination for easier trailer hookup in the dark, it's standard across all trim levels.

MAX TOW PACKAGE. When you need serious towing prowess, you opt for the Max Tow Package on Ram 3500 (not available on 2500). It includes everything you'll need, such as the 30K fifth-wheel hitch, the Fifth-Wheel/Gooseneck Prep Group, Auto-Level Rear Air Suspension, Cargo-View Camera,⁴ Trailer Brake Controller and DOT Safety Kit. The results: Best-in-Class towing up to 16,824 kg (37,090 lb)¹ with the gooseneck hitch and up to 13,608-kg (30,000-lb) towing for fifth-wheel applications.






Properly secure all cargo.

LIMITED IN GRANITE CRYSTAL METALLIC

SERIOUS PAYLOAD CAPACITY DELIVERED

CLASS-EXCLUSIVE AUTO-LEVEL REAR AIR SUSPENSION.²

With engineering unique to each weight class, the available system features three different modes. The **Payload Mode** can self-level, automatically adapting to shifting loads and changes in road camber. The **Trailer-Tow Mode** keeps an even rake between trailer and truck, while a **Bed-Lowering Mode** makes trailer hookups easier.



STANDARD RAM 2500/3500 SUSPENSIONS.

RAM 2500: Smart tuning dynamics that yield a smooth ride are part of the Class-Exclusive rear link coil suspension.² Other features include Frequency Response Damping (FRD) shock absorbers, progressive-rate coil springs and a refined bushing set.

RAM 3500: Technology makes easier work of huge towing and payload jobs. The standard rear leaf-spring suspension uses two-stage longitudinal leaf springs, while the bushings serve to enhance durability and increase strength.



WORLD-CLASS REFINEMENT | LIMITED INTERIOR IN BLACK PREMIUM LEATHER

12-INCH TOUCHSCREEN MEDIA CENTRE

THE ALL-NEW UCONNECT® 5 SYSTEM

OFFERS MORE CONNECTED SERVICES AND FEATURES FOR UNMATCHED EASE OF USE FOR BOTH NOVICE AND EXPERT USERS ALIKE.

UCONNECT 5 NAV⁶ RADIO is available to keep you informed and entertained. Its full-colour touchscreen that ranges in size from 8.4 inches to 12 inches integrates wirelessly with your smartphone, thanks to Apple CarPlay⁷ and Android Auto.^{TM7} The available 4G LTE Wi-Fi Hotspot⁸ allows you to connect to up to eight devices.

With Amazon Alexa Built-In⁹ for the Uconnect 5 radio in your vehicle, you can have the convenience of the Alexa features you enjoy at home, now on the go.

TOMTOM[®] TOMTOM NAVIGATION⁶ WITH TRAFFIC & TRAVEL CONNECTED SERVICES. Thanks to the ability to predict traffic, formulate better routes and provide more accurate arrival times, TomTom for Ram Heavy Duty provides the most up-to-date traffic and travel information. TomTom Connected Services¹⁰ include Traffic, Parking, Fuel and Weather, providing drivers with reliable, timely information to get them where they are going.

SIRIUSXM[®] WITH 360L¹¹

SIRIUSXM WITH 360L¹¹ makes it easier than ever to find and enjoy listening to over 200 channels and 10,000 hours of on-demand content (a one-year trial is included with Ram Heavy Duty models equipped with Uconnect 5 NAV System).

WORKS WITH Apple CarPlay

APPLE CARPLAY⁷ makes wireless in-vehicle iPhone use easy and safe. Your call: use the touchscreen or Siri voice commands.¹² Available.

WORKS WITH androidauto

ANDROID AUTO⁷ COMPATIBILITY. Bring the best of Google with you in your Ram Heavy Duty. Talk to Google on Android Auto⁷ and get things done with your voice so you can keep your focus on driving. Easily send messages, get directions, control media and more. Just say, "Hey Google" or, in compatible cars, long-press the voice-control button on your steering wheel to get started.

OFF-ROAD PAGES provides real-time vehicle information while operating on off-road positions. Information includes ride height, transfer case status, pitch and roll, and more. Available.

Uconnect®

BY TOUCH, BY VOICE, WE'RE KEEPING YOU CONNECTED



EVOLVE YOUR CONNECTIONS.

This is user-friendly technology that delivers premium levels of entertainment, communication, comfort and convenience. Ram Heavy Duty offers a wealth of technologies that do it all. Among them, the latest generation of the Award-Winning Uconnect® systems, built-in cellular connectivity, and personalized settings for available features like heated/ventilated seats, Keyless Enter 'n Go™—and much, much more.

RAM CONNECT¹³

Drive worry-free with Ram Connect—a premium suite of safety and convenience services that can be accessed in vehicle or through the Ram Connect App. Includes a six-month trial. Available with Uconnect 5 multimedia centres.

RAM CONNECT features include:

- SOS Call¹⁴
- Roadside Assistance Call¹⁵
- Lock/Unlock Your Car¹⁶
- Start Your Car¹⁶
- Remote Horn and Lights¹⁶
- Vehicle Finder¹⁶
- Send & Go¹⁷
- Theft Alarm Notification¹⁸
- Stolen Vehicle Assistance¹⁹
- Family Drive Alerts²⁰





CONNECTED TO YOUR
DIGITAL LIFESTYLE

FULL-COLOUR TOUCHSCREEN. From the available 12-inch touchscreen, you can customize your view for full- or split-screen capability. Pinch-to-zoom technology and physical controls make it easy to access radio and connectivity features. Full-screen navigation⁶ helps keep you on course, while SiriusXM with 360L¹¹ keeps you entertained. SiriusXM with 360L¹¹ delivers both satellite and streaming SiriusXM channels.

Algorithms serve up content recommendations based on your listening preferences, making it easier to discover more of what SiriusXM offers, including exclusive SiriusXM on-demand programming. You can also create your own ad-free music stations based on the artists you're listening to. Subscribers can give songs a thumbs-up or thumbs-down within the SiriusXM service, or skip songs, to create their own personal channel that plays more of what they want to hear.



CHARGING SOLUTIONS. The front of the centre console houses an auxiliary input and two sets of USB connections (Type-A/-C pairs). There is also a phone shelf to hold smartphones with an optional integrated wireless charging pad.



CONNECTIVITY FOR EVERYONE. Rear-seat passengers are also treated to multiple amenities, with two available USB connection points (Type-A/-C pairs with bucket seats; two Type-A USB ports with bench seats; charging only in both configurations) and an available 115-volt/400-watt outlet conveniently located on the rear of the centre console. The two-cup-holder space also offers the ability to mount a tablet for rear-seat viewing.



THE HARMAN KARDON® ALTERNATIVE. A premium pickup warrants a premium sound system. The available Harman Kardon 750-watt audio system features the highest number of speakers in the segment²: 17 strategically located speakers, including a subwoofer, that deliver balanced sound the way it's meant to be heard.

EXPAND YOUR VIEW

KEEP AN EYE ON YOUR TRAILER AND CARGO THE ENTIRE DRIVE. Not only are Ram Trucks built to be towing powerhouses, they're designed to make towing easy. It starts with the available 12-inch touchscreen radio that can deliver views of both sides of your trailer, plus a virtual view of your truck from above. You can also access rear views of your cargo area and the terrain beyond—a real asset if you opt for the Fifth-Wheel/Gooseneck Prep Group. Finally, active guidelines move in tandem with turns of your steering wheel for pinpoint accuracy when backing up to a hitch.



NEW TRAILER SURROUND VIEW CAMERA SYSTEM⁴ Opt for this new system that provides a 360° bird's-eye view of the trailer, eases vehicle/trailer manoeuvring by providing enhanced visibility of the trailer's surroundings and aids when backing up the trailer in tight spaces. The driver can select to see views of the front, rear, left or right trailer cameras.



THE DIGITAL REARVIEW MIRROR⁴ features an LCD monitor that, when switched on, provides a real-time video stream from a rear-facing camera. Since the camera is mounted on the rear of the cab, the view is unobstructed by occupants or cargo in the interior and provides a wider field of view versus a traditional reflective mirror. A new "Tow Mode" function allows the driver to see behind the trailer/upfit for a more secure drive. Mirror buttons adjust brightness for less glare and shift the displayed image up and down for customized viewing. The mirror also functions as a normal reflective mirror with the flip of a switch. Available.



TRAILER REVERSE GUIDANCE VIEW⁴ provides a single-screen view of both sides of the trailer and helps drivers more safely tow, park and manoeuvre long or short setups. The system stitches together select screens for simultaneous views of each trailer side; on-screen buttons give the driver left/right panning ability to better frame the trailer in the image. It's ideal for tight garages and parking spaces and delivers fast, safe and efficient operation. No active lines are provided.



360° SURROUND VIEW CAMERA SYSTEM⁴
Strategically placed cameras inside the front grille, in the outside mirrors and in the tailgate handle allow the driver to see a complete picture of the vehicle surroundings. The result is secure parking, loading/unloading and trailer hookup. Available.



CARGO-VIEW CAMERA⁴ Located in the Centre High-Mount Stop Lamp (CHMSL), this camera displays a high-perspective view of the bed of the vehicle on the centre-stack screen. Benefits include a zoom feature and views of the box cargo, aftermarket upfit equipment, or in-box hitch status—like available fifth-wheel or gooseneck applications. Available.



AUXILIARY CAMERA TECHNOLOGY⁴ This camera system by Mopar® allows you to customize its position on your trailer, as shown in the inset. The large image to the left is the wide-angle view, displayed on the full-colour centre-stack display. It delivers expansive viewing capability, with enough wiring to handle trailers up to 12.2 m (40 ft). Zoom feature is included. With the available Auxiliary Camera Prep and properly equipped radio, the system can accommodate up to two cameras. Available.



KEEP YOUR MOST IMPORTANT DATA ON DISPLAY



CUSTOMIZABLE DRIVER INFORMATION DISPLAY. Keep your eyes on the road while being aware of your rig with the available in-dash 7-inch Driver Information Display digital cluster, allowing you to observe important vehicle functions. From the high-definition screen, you can check the status of the available Blind-Spot Monitoring System (BSM),⁴ view real-time tire pressure and more. Most notably, you can monitor data that's critical when trailering—like the settings of the available Trailer Brake Controller and whether you should modify them.

CLASS-EXCLUSIVE RAMBOX® CARGO MANAGEMENT SYSTEM.²

Ram Heavy Duty offers what no other truck in its class can, the available Class-Exclusive RamBox Cargo Management System.² Best of all, these storage bins are weatherproof, lockable, drainable, and equipped with internal illumination and a 115-volt/400-watt power outlet in the driver's-side bin.



115-VOLT/400-WATT POWER OUTLET. Whether for work or play, there's always a need for extra power. That's why there's a 115-volt/400-watt power outlet located on the inside wall of the driver's-side RamBox System bin.

EASY-ACCESS SOLUTIONS



DAMPENED TAILGATE AND POWER RELEASE. A strut connecting the rear box pillar to the tailgate serves as a damper, allowing for easy opening and closing. The tailgate also features an available power-release function; open it with the key fob button or via the in-cabin control.



BED OUTLET. When you need power on the go, your Ram Heavy Duty is ready. Use the available 115-volt/400-watt power outlet located in the rear of the truck bed to plug in tools, lights or anything else you need to get the job done.



BED STEP. The foot-actuated Mopar® Bed Step eases access to the bed and hides out of sight when not in use. Available as a factory-installed option or as a stand-alone Mopar Accessory.



IN-BED LED LIGHTING. Controlled by a switch or activated when the unlock button on the key fob is pushed, the available side cargo-bed lights provide convenient illumination.



MANAGE YOUR CARGO. For additional cargo organization, opt for the RamBox® Utility Group that includes a stowable bed divider and four adjustable tie-down loops.

STANDARD SHEETS FIT. Opting for the RamBox System doesn't mean sacrificing precious bed space. You'll still have plenty of room to carry wide cargo, like standard 4x8-foot sheets of building materials.





TRADESMAN®

POWERTRAIN

6.4L HEMI® V8 Variable Valve Timing (VVT) with FuelSaver/Multi-Displacement System (MDS) Technology/8-speed automatic
6.7L Cummins® Turbo Diesel I-6/6-speed automatic
6.7L Cummins High Output Turbo Diesel I-6/6-speed AISIN® automatic (3500 models only)

STANDARD FEATURES

INTERIOR AMENITIES

Vinyl 40/20/40 split-folding front bench seat with manual adjust
20% fold-down centre bench seat with integrated armrest
Full-folding rear bench seat (Crew Cab)
Base door trim panel
Black instrument panel
3.5-inch Driver Information Display cluster
Uconnect® 3 Multimedia Centre with 5-inch display and SiriusXM Guardian²¹ connected vehicle services
Urethane steering wheel
Manual tilt steering column
Manual temperature control
Vinyl floor covering
Media Hub with 3 USB ports

EXTERIOR FEATURES

Black grille
Black front/rear bumper
Quad-halogen headlamps
17- or 18-inch steel wheels
Black door handles
Incandescent taillamps
Black 6 x 9-inch power heated mirrors, manual-folding (2500 Crew Cab)
Black 7 x 11-inch power heated trailer-tow mirrors, manual-folding (3500 Crew Cab/Mega Cab®)
LED trailer hitch tailgate light

CAPABILITY & FUNCTIONALITY

Manual shift-on-the-fly part-time transfer case (4x4 only)
Keyless Go
Class V hitch receiver
Trailer-tow wiring with 4- and 7-pin connector
Speed control
Front/rear heavy-duty shocks with Frequency Selective Dampening (FSD)
Rear fixed window
Active Grille Shutters
Suspension, 3-link front
Suspension, rear link with coil spring (2500 only)
Suspension, rear Hotchkis leaf spring (3500 only)

SAFETY & SECURITY

4-wheel disc antilock brakes with Brake Assist
6 air bags;²² including advanced multistage front, supplemental front-seat side-mounted and side-curtain
730-amp maintenance-free battery

SAFETY & SECURITY continued

Cargo tie-down loops
Electronic Stability Control (ESC)²³ with Ready Alert Braking, Rain Brake Support, Hill Start Assist, Traction Control, Electronic Roll Mitigation and Trailer Sway Control
Engine block heater
Full-size temporary-use spare tire
Tire Pressure Monitoring Display
Tire-fill alert

SELECT OPTIONAL EQUIPMENT

Tradesman Level I Equipment Group (Regular Cab)
Tradesman Level II Equipment Group
Chrome Appearance Package
Fifth-Wheel/Gooseneck Prep Group
Safety Group
Power Wagon® Package (Crew Cab 4x4 only)
Park-Sense® Rear Park Assist System⁴
RamBox® Cargo Management System
Spray-In Bedliner
Auto-Level Rear Air Suspension System
Uconnect 5 NAV⁶ Multimedia Centre with 8.4-inch Display
Uconnect 5 NAV⁶ Multimedia Centre with 8.4-inch Display
Uconnect 5 NAV⁶ Multimedia Centre with 12-inch Display
Bed Utility Group
Towing Technology Group
Off-Road Group (4x4 Crew Cab only)
Blind-Spot Monitoring with Rear Cross-Path Detection⁴
SiriusXM with 1-year Trial Subscription¹¹
Trailer Surround View Camera System⁴ (Crew Cab)
Tow-Mode Digital Rearview Mirror⁴ Package
Wired Tow-Mode Camera⁴

APPEARANCE PACKAGE



Chrome Appearance Package

Includes chrome grille surround, chrome bumpers, chrome RAM grille badge and chrome-clad steel wheels

INTERIOR FABRICS



Heavy-Duty Vinyl, Diesel Grey/Black Standard



Cloth, Black Optional

WHEELS (SRW)



17-inch Steel, Argent-Painted Finish Standard on 2500 (WDA)



17-inch Matte Black Diamond-Cut Aluminum Included with Power Wagon Package (WFR)



18-inch Steel, Argent-Painted Finish Standard on 3500 Tradesman Optional on 2500 Tradesman (WBN)



18-inch Steel, Chrome-Clad Included with Chrome Appearance Package (WBH)

WHEELS (DRW)



17-inch Steel, Argent-Painted Finish Standard (WFU)



17-inch Steel, Chrome Finish Included with Chrome Appearance Package (WD4)



BIG HORN®

POWERTRAIN

6.4L HEMI V8 VVT with FuelSaver/MDS Technology/8-speed automatic
6.7L Cummins Turbo Diesel I-6/6-speed automatic
6.7L Cummins High Output Turbo Diesel I-6/6-speed AISIN automatic (3500 models only)

STANDARD FEATURES INCLUDE SELECT TRADESMAN FEATURES PLUS:

INTERIOR AMENITIES

Cloth 40/20/40 split-folding front bench seat
Cloth 60/40 split-folding rear bench seat (Mega Cab)
Cloth rear-folding bench seat (Crew Cab)
Carpet floor covering
Manual 4-way driver's and passenger seats
Premium vinyl door trim panel
Hydrographic "metal patina" finish on centre stack/console and doors
Overhead console
Front/rear floor mats
Uconnect 5 multimedia centre with 8.4-inch display
3.5-inch full-colour Driver Information Display
Apple CarPlay⁷
Android Auto^{TM7}
SiriusXM with 1-year trial subscription¹¹

EXTERIOR FEATURES

Chrome-surround/Black billet grille
Chrome bumper
18-inch chrome-clad steel wheels
Body-colour door handles
Big Horn badge
Black 7 x 11-inch power heated trailer-tow mirrors, manual-folding

CAPABILITY & FUNCTIONALITY

Electronic shift-on-demand transfer case (4x4 only)
Trailer light check

SELECT OPTIONAL EQUIPMENT

Big Horn Level I Equipment Group
Big Horn Level II Equipment Group
Sport Appearance Package
Tech Package
Fifth-Wheel/Gooseneck Prep Group
Heated Seats and Wheel Group
Night Edition
Park-Sense Rear Park Assist System⁴
Premium Lighting Group
RamBox Cargo Management System
Auto-Level Rear Air Suspension System
Safety Group
Spray-In Bedliner
Towing Technology Group
Uconnect 5 NAV⁶ Multimedia Centre with 8.4-inch Display
Uconnect 5 NAV⁶ Multimedia Centre with 12-inch Display
Blind-Spot Monitoring with Rear Cross-Path Detection⁴
Power Sunroof
Bed Utility Group
Off-Road Group (4x4 Crew Cab/Mega Cab only)
Trailer Surround View Camera System⁴ (Crew Cab/Mega Cab)
Tow-Mode Digital Rearview Mirror⁴ Package
Wired Tow-Mode Camera⁴

APPEARANCE PACKAGES



Night Edition

For Crew Cab and Mega Cab only.
Includes body-colour upper and lower grille surround, bumpers and door handles; Black headlamp and taillamp bezels and badging; Black-painted billet grille; Park-Sense Front and Rear Park Assist System⁴; and 20-inch Black-painted wheels (17-inch on 3500 Dual-Rear-Wheel (DRW) models) with All-Terrain On-/Off-Road tires



Sport Appearance Package

Includes body-colour grille surround, body-colour bumpers, body-colour door handles, and Park-Sense Front and Rear Park Assist System⁴; interior features Black monotone trim and seating



Silver Edition

Includes body-colour door handles with bright accents, bright tow hooks, bright mirror caps and belt mouldings, bright side steps, bright surround/bright billet grille, 20-inch Single-Rear Wheel (SRW) or 17-inch polished aluminum wheels; interior features include All-Black interior with Black interior accents and bezels

INTERIOR FABRICS



Cloth, Black Included with Sport Appearance Package, Night Edition and Silver Edition



Cloth, Diesel Grey/Black or Light Mountain Brown/Black Optional

WHEELS (SRW)



18-inch Steel, Chrome-Clad Standard (WBH)



18-inch Polished Aluminum Included with Level I and Level II Equipment Groups (WBE)



20-inch Polished Aluminum with Painted Granite Pockets Included with Big Horn Silver Edition (WRA)



20-inch Polished Aluminum Optional (WRJ)



20-inch Black-Painted Aluminum Included with Night Edition (WF3)

WHEELS (DRW)



17-inch Steel, Chrome Finish Standard (WD4)



17-inch Polished Aluminum Optional; Included with Sport Appearance Package and Silver Edition (WF7)



17-inch Black Aluminum Included with Night Edition (WFQ)



POWER WAGON® (2500 ONLY)

POWERTRAIN

6.4L HEMI® V8 Variable Valve Timing (VVT) with FuelSaver/Multi-Displacement System (MDS) Technology/8-speed automatic



LARAMIE®

POWERTRAIN

6.4L HEMI V8 WT with FuelSaver/MDS Technology/8-speed automatic
6.7L Cummins® Turbo Diesel I-6/6-speed automatic
6.7L Cummins High Output Turbo Diesel I-6/6-speed AISIN® automatic (3500 models only)

STANDARD FEATURES INCLUDE SELECT BIG HORN® FEATURES PLUS:

INTERIOR AMENITIES

Unique Black interior trim with Diesel Grey accents
Vinyl/cloth 40/20/40 split-folding front bench seat with tire-tread pattern
60/40 split-folding rear bench seat
Front and rear rubber floor mats
Power driver's seat (with 2-way power lumbar adjust)
7-inch full-colour, customizable in-cluster display with Power Wagon theme
115-volt outlet
3 USB ports

EXTERIOR FEATURES

Black-surround unique grille
Powder-coated bumpers
LED headlamps and taillamps with Black bezels
LED fog lamps
Black 7 x 11-inch heated trailer-tow mirrors, power-folding
Unique Black wheel flares
17-inch unique aluminum wheels
OWL On-/Off-Road tires
Unique RAM scripted aluminum tailgate with dampened opening assist

CAPABILITY & FUNCTIONALITY

Manual shift-on-the-fly part-time transfer case
Bilstein® off-road shocks
Tow hooks
Fuel tank skid plate
Ram Articulink® front suspension
Electronic disconnecting front sway bar
Transfer case skid plate
Electronic locking front and rear differentials
Raised ride height
Rear power-sliding window
5,443-kg (12,000-lb) WARN® winch

SELECT OPTIONAL EQUIPMENT

Leather-Faced Seats
Power Wagon Level I Equipment Group
Power Wagon Level II Equipment Group
Power Wagon Level III Equipment Group
Safety Group
Towing Technology Group
17-Speaker Harman Kardon® High-Performance Audio System
Power Sunroof
Power Wagon Badging Delete
Power Wagon Off-Road Package
RamBox® Cargo Management System
Spray-In Bedliner
Power Heated Mirrors, Manual-Folding
Uconnect® 5 NAV® Multimedia Centre with 8.4-inch Display
Uconnect 5 NAV® Multimedia Centre with 12-inch Display
Bed Utility Group
Blind-Spot Monitoring with Rear Cross-Path Detection⁴
Trailer Surround View Camera System⁴
Tow-Mode Digital Rearview Mirror⁴ Package
Wired Tow-Mode Camera⁴

INTERIOR FABRICS



Vinyl/Cloth, Black/Diesel Grey
Standard



Leather-Faced, Black
Optional

WHEELS (SRW)



17-inch Matte Black Diamond-Cut Aluminum
Standard (WFR)



17-inch Black-Painted Aluminum
Optional (WFW)



17-inch Beadlock Aluminum
Optional (WF4)

APPEARANCE PACKAGE



Power Wagon Level III Equipment Group

Includes premium overhead console; 2nd-row in-floor storage bins; luxury interior door trim panels; Black rotary e-shift knob; Black leather-faced power-adjustable heated/ventilated front bucket seats; heated steering wheel; heated 2nd-row seats; 115-volt rear auxiliary power outlet; driver's memory settings for radio, seat and mirrors; security alarm²⁴; remote start²⁵; sun visors with illuminated vanity mirrors; remote proximity keyless entry; tow-spotter power convex mirrors; Dual-Zone Automatic Temperature Control; Universal Garage Door Opener²⁶; Power Wagon instrument-panel plate; rain-sensitive windshield wipers; aluminum lithograph instrument-panel bezels; LED interior lighting; front- and rear-door accent lighting; Auto High-Beam Headlamp Control; unique vertical bar grille; 17-speaker Harman Kardon high-performance audio system; and Uconnect 5 NAV⁶ with 12-inch display

STANDARD FEATURES INCLUDE SELECT BIG HORN FEATURES PLUS:

INTERIOR AMENITIES

Leather-faced 40/20/40 split-folding front bench seat
Power seats (with 2-way power lumbar adjust)
Heated front seats
Leather-wrapped heated steering wheel
60/40 split-folding rear bench seat
7-inch full-colour, customizable in-cluster display
9-speaker premium audio system with subwoofer
5 USB ports, 2 power outlets
Universal Garage Door Opener²⁶
Dual-Zone Automatic Temperature Control
LED ambient interior lighting
Rear power-sliding window

EXTERIOR FEATURES

Chrome-surround/chrome billet grille
Chrome front and rear bumpers
Body-colour wheel flares
Dampened tailgate
LED headlamps and taillamps with chrome bezel
LED fog lamps
18-inch polished aluminum wheels
Laramie badge
Chrome mirror caps

CAPABILITY & FUNCTIONALITY

Keyless Enter 'n Go™ with proximity entry and push-button start
Park-Sense® Front and Rear Park Assist System⁴
Remote start²⁵
Security alarm²⁴

APPEARANCE PACKAGES



Night Edition

Includes body-colour upper and lower grille surround, bumpers and door handles; Black headlamp and taillamp bezels and badging; Black-painted billet grille; and 20-inch Black-painted wheels (17-inch on Dual-Rear-Wheel (DRW) models) with All-Terrain On-/Off-Road tires

SELECT OPTIONAL EQUIPMENT

Laramie Level I Equipment Group
Laramie Level II Equipment Group
Night Edition
Sport Appearance Package
Safety Group
Towing Technology Group
Two-Tone Lower Paint
RamBox Cargo Management System
Auto-Level Rear Air Suspension System
Blind-Spot Monitoring with Rear Cross-Path Detection⁴
Power Sunroof
Bed Utility Group
Body-Colour Bumper Group
Off-Road Group (4x4 Crew Cab/Mega Cab® only)
Uconnect 5 NAV® Multimedia Centre with 8.4-inch Display
Uconnect 5 NAV® Multimedia Centre with 12-inch Display
Trailer Surround View Camera System⁴
Tow-Mode Digital Rearview Mirror⁴ Package
Wired Tow-Mode Camera⁴

INTERIOR FABRICS



Leather-Faced, Light Frost Beige/
Mountain Brown
Standard



Leather-Faced, Black
Included with Sport Appearance Package and Night Edition

WHEELS (SRW)



18-inch Steel, Chrome-Clad
Standard (WBH)



18-inch Polished Aluminum
Included with Level I and Level II Equipment Groups (WBE)



20-inch Polished Aluminum
Optional (WRJ)

WHEELS (DRW)



17-inch Polished Aluminum
Standard (WF7)



17-inch Black Aluminum
Included with Night Edition (WFQ)



Sport Appearance Package

Includes monotone paint, body-colour door handles, body-colour bumpers, and upper and lower appliqué painted in body-colour; interior features include Black monotone trim with Black headliner and seating



LIMITED LONGHORN™

POWERTRAIN

- 6.4L HEMI® V8 Variable Valve Timing (VT) with FuelSaver/Multi-Displacement System (MDS) Technology/8-speed automatic
- 6.7L Cummins® Turbo Diesel I-6/6-speed automatic
- 6.7L Cummins High Output Turbo Diesel I-6/6-speed AISIN® automatic (3500 models only)

STANDARD FEATURES INCLUDE SELECT LARAMIE® FEATURES PLUS:

INTERIOR AMENITIES

- Limited Longhorn specific premium leather and wood interior treatment
- Premium leather bucket front seats with full-length centre console
- 60/40 split-folding rear bench seat with fold-down armrest
- Heated front and rear seats
- Ventilated front seats
- Leather-wrapped/real-wood steering wheel
- 7-inch full-colour, customizable in-cluster display with Limited Longhorn cluster
- Uconnect® 5 NAV⁶ with 8.4-inch display
- Premium rubber slush mats with removable carpet inserts
- SiriusXM 360L with 1-year trial subscription¹¹

EXTERIOR FEATURES

- Unique bright-surround/Limited Longhorn specific grille
- Bi-functional LED projector headlamps
- LED bed lighting
- 18-inch polished aluminum wheels with painted pockets
- Chrome wheel-to-wheel side steps
- Chrome window mouldings
- Limited Longhorn badge

CAPABILITY & FUNCTIONALITY

- Power-release dampened tailgate
- Spray-in bedliner

SAFETY & SECURITY

- Rain-sensitive windshield wipers
- Auto High-Beam Headlamp Control

SELECT OPTIONAL EQUIPMENT

- Limited Longhorn Level I Equipment Group – Includes 17-Speaker Harman Kardon® High-Performance Audio System
- Safety Group
- Towing Technology Group
- Power Sunroof
- RamBox® Cargo Management System
- Auto-Level Rear Air Suspension System
- Body-Colour Bumper Group
- Blind-Spot Monitoring with Rear Cross-Path Detection⁴
- Off-Road Group (4x4 Crew Cab/Mega Cab® only)
- Trailer Surround View Camera System⁴
- Tow-Mode Digital Rearview Mirror⁴ Package
- Wired Tow-Mode Camera⁴
- Uconnect 5 NAV⁶ with 12-inch Display

INTERIOR FABRICS



WHEELS (SRW)



WHEEL (DRW)



LIMITED

POWERTRAIN

- 6.4L HEMI V8 VVT with FuelSaver/MDS Technology/8-speed automatic
- 6.7L Cummins Turbo Diesel I-6/6-speed automatic
- 6.7L Cummins High Output Turbo Diesel I-6/6-speed AISIN automatic (3500 models only)

STANDARD FEATURES INCLUDE SELECT LIMITED LONGHORN FEATURES PLUS:

INTERIOR AMENITIES

- Limited specific premium leather and wood interior treatment
- Premium leather bucket front seats with full-length centre console
- 60/40 split-folding rear bench seat with fold-down armrest
- 7-inch full-colour, customizable in-cluster display with Limited cluster
- Uconnect 5 NAV⁶ with 12-inch display
- Leather-wrapped/real-wood steering wheel

EXTERIOR FEATURES

- Chrome-surround Limited specific grille
- 20-inch chrome aluminum wheels
- Power-deployable running boards
- Limited badge
- Chrome bodyside moulding
- Chrome tow hooks

CAPABILITY & FUNCTIONALITY

- RamBox Cargo Management System (6'4" box, Single-Rear Wheel (SRW))

SAFETY & SECURITY

- Blind-Spot Monitoring with Rear Cross-Path Detection⁴

SELECT OPTIONAL EQUIPMENT

- Night Edition
- Limited Level I Equipment Group – Includes 17-Speaker Harman Kardon High-Performance Audio System
- Body-Colour Bumper Group
- Safety Group
- Auto-Level Rear Air Suspension System
- Power Sunroof
- Off-Road Group (4x4 Crew Cab/Mega Cab only)
- Trailer Surround View Camera System⁴
- Tow-Mode Digital Rearview Mirror⁴ Package
- Wired Tow-Mode Camera⁴

INTERIOR FABRICS



WHEELS (SRW)



WHEEL (DRW)



APPEARANCE PACKAGES



Body-Colour Bumper Group

- Includes monotone paint with body-colour bumpers



Two-Tone Paint

- Includes Walnut Brown Metallic paint for the lower body, front and rear bumpers, wheel flares and wheel insert

APPEARANCE PACKAGES



Body-Colour Bumper Group

- Includes monotone paint with body-colour bumpers



Night Edition

- Includes body-colour upper and lower grille surround, bumper and door handles; Black headlamp and taillamp bezels, Black mirrors and badging; Black-painted grille; and 20-inch Black-painted aluminum wheels (17-inch on Dual-Rear-Wheel (DRW) models)

RAM 2500/3500 COLOURS/CONFIGURATIONS



Bright White



Pearl White



Billet Silver
Metallic



Granite Crystal
Metallic



Maximum Steel
Metallic



Diamond Black
Crystal Pearl



Patriot Blue Pearl



Olive Green



Hydro Blue Pearl



Flame Red



Red Pearl



Walnut Brown
Metallic

PAINT COLOURS AND TWO-TONE OPTIONS

	Bright White	Pearl White	Billet Silver	Granite Crystal	Maximum Steel	Diamond Black Crystal	Patriot Blue	Olive Green	Hydro Blue	Flame Red	Red Pearl	Walnut Brown
TRADESMAN®	M	N/A	M	M	M	M	M	M	M	M	N/A	M
BIG HORN®	M	N/A	M	M	M	M	M	M	M	M	N/A	M
POWER WAGON®	■	N/A	■	■	■	M	N/A	N/A	■	■	■	N/A
LARAMIE®	M, ■	M, ■	M	M, ■	M, ■	M, ■	M, ■	M, ■	M, ■	M, ■	N/A	M, ■
LIMITED LONGHORN™	M, ■	M, ■	M, ■	M	M, ■	M, ■	M	N/A	N/A	M	N/A	M
LIMITED	M	M	M	M	M	M	M	N/A	N/A	N/A	N/A	N/A

M = Available Monotone Colour ■ = Black Lower ■ = Silver Lower ■ = Walnut Brown Lower N/A = Not Available



Laramie shown in
Hydro Blue Pearl with
Billet Silver Metallic lower








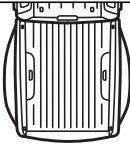
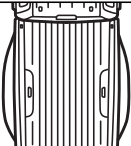


Limited Longhorn shown in
Pearl White with Walnut
Brown Metallic lower



Power Wagon shown in
Billet Silver Metallic with
Black lower

Not all colours are available on all models. Additional low-volume paints available.

TO SEE EXAMPLES OF ALL POSSIBLE PAINT COMBINATIONS,
VISIT **RAMTRUCK.CA**

CONFIGURATIONS									
	REGULAR CAB	CREW CAB	MEGA CAB®	SRW: 6'4" BOX	SRW: 8' BOX	DRW: 6'4" BOX (3500 DRW ONLY)	DRW: 8' BOX (3500 DRW ONLY)	40/20/40-SPLIT BENCH SEAT	BUCKET SEATS
TRADESMAN	•	•	N/A	Available with CREW CAB	Available with REGULAR CAB or CREW CAB	N/A	Available with REGULAR CAB or CREW CAB	S	N/A
BIG HORN	•	•	•	Available with CREW CAB or MEGA CAB	Available with REGULAR CAB or CREW CAB	Available with MEGA CAB	Available with REGULAR CAB or CREW CAB	S	OPTIONAL
POWER WAGON (2500 ONLY)	N/A	S	N/A	S	N/A	N/A	N/A	S	OPTIONAL
LARAMIE	N/A	•	•	Available with CREW CAB or MEGA CAB	Available with CREW CAB	Available with MEGA CAB	Available with CREW CAB	S	OPTIONAL
LIMITED LONGHORN	N/A	•	•	Available with CREW CAB or MEGA CAB	Available with CREW CAB	Available with MEGA CAB	Available with CREW CAB	N/A	S
LIMITED	N/A	•	•	Available with CREW CAB or MEGA CAB	Available with CREW CAB	Available with MEGA CAB	Available with CREW CAB	N/A	S

S = Standard Configuration • = Available Configuration N/A = Not Available SRW = Single-Rear Wheel DRW = Dual-Rear Wheel

RAM 2500/3500 SPECIFICATIONS

RAM 2500 TOWING SPECIFICATIONS – SAE J2807 STANDARD COMPLIANT

Maximum towing capacities (when properly equipped)			REGULAR CAB		CREW CAB				MEGA CAB®
			8' BOX		6'4" BOX		8' BOX		6'4" BOX
ENGINE	AXLE RATIO	GCWR	4x2	4x4	4x2	4x4	4x2	4x4	4x4
6.4L HEMI® V8/ 8HP75 8-SPEED	3.73	9979 [22,000]	7049 [15,540]	6904 [15,220]	6890 [15,190]	6754 [14,890]	6831 [15,060]	6672 [14,710]	6563 [14,470]
	4.1	8165 [18,000]				4804 [10,590]			
	4.1	10,977 [24,200]	8047 [17,740]	7902 [17,420]	7888 [17,390]	7752 [17,090]	7829 [17,260]	7670 [16,910]	7557 [16,660]
6.7L CUMMINS® TURBO DIESEL I-6/ 68RFE 6-SPEED	3.73	12,392 [27,320]	9067 [19,990]						
	3.73	12,542 [27,650]		9063 [19,980]					
	3.73	12,565 [27,700]			9072 [20,000]				
	3.73	12,692 [27,980]				9067 [19,990]			
	3.73	12,628 [27,840]					9072 [20,000]		
	3.73	11,975 [26,400]						8269 [18,230]	
	3.73	10,995 [24,240]							7085 [15,620]

RAM 3500 TOWING SPECIFICATIONS – SAE J2807 STANDARD COMPLIANT

Maximum towing capacities (when properly equipped)			REGULAR CAB				CREW CAB						MEGA CAB	
			8' BOX		8' BOX DRW		6'4" BOX		8' BOX		8' BOX DRW		6'4" BOX	6'4" BOX DRW
ENGINE	AXLE RATIO	GCWR	4x2	4x4	4x2	4x4	4x2	4x4	4x2	4x4	4x2	4x4	4x4	4x4
6.4L HEMI V8/ 8HP75 8-SPEED	3.73	9979 [22,000]	7017 [15,470]	6858 [15,120]			6854 [15,110]	6704 [14,780]	6777 [14,940]	6613 [14,580]			6563 [14,470]	
	3.73	10,251 [22,600]			7171 [15,810]	6967 [15,360]					6886 [15,180]	6727 [14,830]		6695 [14,760]
	4.1	10,977 [24,200]	8015 [17,670]	7856 [17,320]			7852 [17,310]	7702 [16,980]	7775 [17,140]	7611 [16,780]			7561 [16,670]	
	4.1	11,340 [25,000]			8260 [18,210]	8056 [17,760]					7974 [17,580]	7815 [17,230]		7784 [17,160]
6.7L CUMMINS TURBO DIESEL I-6/ 68RFE 6-SPEED	3.73	12,837 [28,300]	9498 [20,940]	9317 [20,540]	9371 [20,660]	9176 [20,230]	9303 [20,510]	9172 [20,220]	9240 [20,370]	9081 [20,020]	9761 [20,010]	8927 [19,680]	8990 [19,820]	8841 [19,490]
	4.1	13,744 [30,300]			10,278 [22,660]	10,083 [22,230]					9984 [22,010]	9834 [21,680]		9748 [21,490]
6.7L CUMMINS HIGH OUTPUT TURBO DIESEL I-6/ AISIN® 6-SPEED	3.73	14,624 [32,240]					10,932 [24,100]							
	3.73	14,778 [32,580]						10,705 [23,600]						
	3.73	14,837 [32,710]											10,918 [24,070]	
	3.73	15,245 [33,610]								11,394 [25,120]				
	3.73	15,272 [33,670]							11,594 [25,560]					
	3.73	15,667 [34,540]		11,780 [25,970]										
	3.73	15,708 [34,630]	12,147 [26,780]											
	3.73	18,869 [41,600]			15,281 [33,690]	15,082 [33,250]					14,996 [33,060]	14,837 [32,710]		14,774 [32,570]
	4.1	19,030 [41,955]												14,937 [32,930]
	4.1	19,504 [43,000]				15,717 [34,650]					15,631 [34,460]	15,454 [34,070]		
	4.1	20,412 [45,000]			16,824 [37,090]									

DRW = Dual-Rear Wheel. Weights given in kg (lb). Payload and Max Trailer Weights are ESTIMATED values and rounded to the nearest 5 kg (10 lb). Payload = GVWR Base Weight. Payload and Trailer Weight Rating are mutually exclusive. GAWRs, GVWRs and GCWRs should never be exceeded. Trailer Weight Rating and Tow Vehicle Trailering Weight are calculated as specified in SAE J2807. Passenger Weight = 136 kg (300 lb). Options Weight = 45 kg (100 lb). Trailering Equipment Weight: 34 kg (75 lb) for conventional hitch, 32 kg (70 lb) for gooseneck and 113 kg (250 lb) for fifth wheel. Tongue weight: 10% of the gross trailer weight for conventional hitch, 15% of the gross trailer weight for a fifth-wheel or gooseneck hitch. Payload and GAWR should never be exceeded and must account for all of the above weights, including the appropriate trailering equipment and tongue weight. Box-Off Body Completion Weight = 36 kg (80 lb) per ft from end of cab to end of frame. The maximum tongue weight for Class V (hitch receiver) is limited to 816 kg (1800 lb). A fifth-wheel or gooseneck hitch is required for trailers over 8165 kg (18,000 lb). The 6260-kg (13,800-lb) GVWR stated for Regular Cab, 4x2, 6.4L V8 with 4.10 axle ratio, applies to Tradesman® Package only. For all other configurations (Regular Cab, 4x2, 6.4L V8 with 4.10 axle ratio), the GVWR is 6214 kg (13,700 lb).

FOR FULL SPECIFICATIONS, VISIT [RAMTRUCK.CA/EN/BODY-BUILDER/GUIDE](#)

RAM 2500/3500 SPECIFICATIONS

RAM 2500 PAYLOAD SPECIFICATIONS

Maximum payload capacities (when properly equipped)		REGULAR CAB		CREW CAB				MEGA CAB®
		8' BOX		6'4" BOX		8' BOX		6'4" BOX
ENGINE	GVWR	4x2	4x4	4x2	4x4	4x2	4x4	4x4
6.4L HEMI® V8/8HP75 8-SPEED	3885 (8565)				739 (1630)			
	4536 (10,000)	1819 (4010)	1674 (3690)	1660 (3660)	1524 (3360)	1601 (3530)	1438 (3170)	1334 (2940)
6.7L CUMMINS® TURBO DIESEL I-6/68RFE 6-SPEED	4536 (10,000)	1429 (3150)	1275 (2810)	1256 (2770)	1129 (2490)	1193 (2630)	1043 (2300)	925 (2040)

RAM 3500 PAYLOAD SPECIFICATIONS

Maximum payload capacities (when properly equipped)		REGULAR CAB				CREW CAB						MEGA CAB	
		8' BOX		8' BOX DRW		6'4" BOX		8' BOX		8' BOX DRW		6'4" BOX	6'4" BOX DRW
ENGINE	GVWR	4x2	4x4	4x2	4x4	4x2	4x4	4x2	4x4	4x2	4x4	4x4	4x4
6.4L HEMI V8/8HP75 8-SPEED	4853 (10,700)	2105 (4640)				1941 (4280)							
	4990 (11,000)		2082 (4590)				1928 (4250)						
	5035 (11,100)							2046 (4510)					
	5171 (11,400)								2018 (4450)			1969 (4340)	
	6350 (14,000)			3484 (7680)	3279 (7230)					3198 (7050)	3039 (6700)		3007 (6630)
6.7L CUMMINS TURBO DIESEL I-6/68RFE 6-SPEED	5216 (11,500)	2091 (4610)				1896 (4180)							
	5352 (11,800)		2046 (4510)				1901 (4190)						
	5443 (12,000)							2059 (4540)					
	5579 (12,300)								2037 (4490)			1946 (4290)	
	6350 (14,000)			3098 (6830)	2903 (6400)					2803 (6180)	2654 (5850)		2567 (5660)
6.7L CUMMINS HIGH OUTPUT TURBO DIESEL I-6/AISIN® 6-SPEED	5216 (11,500)	2037 (4490)				1851 (4080)							
	5352 (11,800)		1982 (4370)				1819 (4010)						
	5443 (12,000)							2014 (4440)					
	5579 (12,300)								1964 (4330)			1873 (4130)	
	6350 (14,000)			2976 (6560)	2776 (6120)					2690 (5930)	2531 (5580)		2468 (5440)

DRW = Dual-Rear Wheel. Weights given in kg (lb). Weights are estimated values rounded to the nearest 5 kg (10 lb). Payload = GVWR Base Weight. Payload and Trailer Weight Rating are mutually exclusive. GAWRs, GVWRs and GCWRs should never be exceeded. 3500 Regular Cab, 4x2, 6.4L V8 with 4.10 axle ratio, GVWR of 6260 kg (13,800 lb) applies to Tradesman® Package only. For all other price classes for this configuration (Regular Cab, 4x2, 6.4L V8 with 4.10 axle ratio), GVWR is 6214 kg (13,700 lb).

RAM 2500/3500 INTERIOR DIMENSIONS

All dimensions are in mm (in) unless otherwise noted	REGULAR CAB	CREW CAB	MEGA CAB
HEADROOM, FRONT/REAR	1011 (39.8)	1038 (40.9)/1010 (39.8)	1038 (40.9)/1023 (40.3)
LEGROOM, FRONT/REAR	1040 (40.9)	1040 (40.9)/1022 (40.2)	1040 (40.9)/1096 (43.1)
SHOULDER ROOM, FRONT/REAR	1675 (65.9)	1675 (65.9)/1666 (65.6)	1675 (65.9)/1667 (65.6)
HIP ROOM, FRONT/REAR	1598 (62.9)	1598 (62.9)/1593 (62.7)	1598 (62.9)/1595 (62.8)
BEHIND SECOND ROW, L (CU FT)	N/A	N/A	343 (12.1)
TOTAL INTERIOR VOLUME, L (CU FT)	1770 (62.5)	3528 (124.6)	4021 (142)

RAM 2500 EXTERIOR DIMENSIONS

All specs are for base models only; in mm (in) unless otherwise noted	REGULAR CAB	CREW CAB		MEGA CAB (4x4 only)
	8' BOX	6'4" BOX	8' BOX	6'4" BOX
OVERALL BODY WIDTH	2120 (83.5)	2120 (83.5)	2120 (83.5)	2120 (83.5)
OVERALL HEIGHT (4x2/4x4)	1981 (78)/2037 (80.2)	1987 (78.2)/2037 (80.2)	1983 (78.1)/2035 (80.1)	2036 (80.1)
OVERALL LENGTH	5982 (232)	6066 (238.8)	6626 (260.8)	6348 (249.9)
TRACK – FRONT	1745 (68.7)	1745 (68.7)	1745 (68.7)	1745 (68.7)
TRACK – REAR	1729 (68.1)	1729 (68.1)	1729 (68.1)	1729 (68.1)
WHEELBASE	3560 (140.2)	3785 (149.1)	4293 (169)	4074 (160.4)
BOX HEIGHT	513 (20.2)	511.1 (20.1)	513 (20.2)	511.1 (20.1)
BOX LENGTH	2496.5 (98.3)	1938.5 (76.3)	2496.5 (98.3)	1938.5 (76.3)
BOX WIDTH, WALL TO WALL	1686.9 (66.4)	1686.9 (66.4)	1686.9 (66.4)	1686.9 (66.4)
BOX WIDTH, BETWEEN WHEELHOUSINGS	1295.4 (51)	1295.4 (51)	1295.4 (51)	1295.4 (51)

RAM 3500 EXTERIOR DIMENSIONS

All specs are for base models only; in mm (in) unless otherwise noted	REGULAR CAB		CREW CAB			MEGA CAB (4x4 only)	
	8' BOX	8' BOX DRW	6'4" BOX	8' BOX	8' BOX DRW	6'4" BOX	6'4" BOX DRW
OVERALL WIDTH	2120 (83.5)	2450 (96.5)	2120 (83.5)	2120 (83.5)	2450 (96.5)	2120 (83.5)	2450 (96.5)
OVERALL HEIGHT (4x2/4x4)	1988 (78.3)/2042 (80.4)	1976.1 (77.8)/2019.3 (79.5)	1988 (78.3)/2039 (80.3)	1990 (78.4)/2029 (79.9)	1959 (77.1)/2015 (79.3)	2029 (79.9)	2004 (78.9)
OVERALL LENGTH	5892 (232)	5892 (232)	6066 (238.8)	6626 (260.8)	6626 (260.8)	6348 (249.9)	6348 (250)
TRACK – FRONT	1719 (67.7)	1719 (67.7)	1719 (67.7)	1719 (67.7)	1719 (67.7)	1719 (67.7)	1719 (67.7)
TRACK – REAR	1703 (67.1)	1927 (75.9)	1703 (67.1)	1703 (67.1)	1927 (75.9)	1704 (67.1)	1927 (75.9)
WHEELBASE	3560 (140.2)	3560 (140.2)	3785 (149)	4300 (169.3)	4300 (169)	4074 (160)	4074 (160)
BOX HEIGHT	513 (20.2)	513 (20.2)	511.1 (20.1)	513 (20.2)	513 (20.2)	511.1 (20.1)	511.1 (20.1)
BOX LENGTH	2496.5 (98.3)	2496.5 (98.3)	1938.5 (76.3)	2496.5 (98.3)	2496.5 (98.3)	1938.5 (76.3)	1938.5 (76.3)
BOX WIDTH, WALL TO WALL	1686.9 (66.4)	1686.9 (66.4)	1686.9 (66.4)	1686.9 (66.4)	1686.9 (66.4)	1686.9 (66.4)	1686.9 (66.4)
BOX WIDTH, BETWEEN WHEELHOUSINGS	1295.4 (51)	1295.4 (51)	1295.4 (51)	1295.4 (51)	1295.4 (51)	1295.4 (51)	1295.4 (51)

DRW = Dual-Rear Wheel N/A = Not Available

FOR MORE SPECIFICATIONS, VISIT **RAMTRUCK.CA**

ABOUT THIS CATALOGUE: Since the time of printing, some of the information you'll find in this catalogue may have been updated. Ask your retailer for details. Some of the equipment shown or described throughout this catalogue may be available at extra cost. Specifications, descriptions, illustrative materials and all competitive comparisons contained herein are as accurate as known at the time this publication was approved for printing. FCA Canada Inc. reserves the right to discontinue models at any time or change specifications without notice or without incurring obligation. For the price of the model with the equipment you desire, or verification of specifications contained herein, see your Ram retailer.

@2021 FCA Canada Inc. All Rights Reserved. Chrysler, Dodge, Jeep, Ram, Mopar, Big Horn, HEMI, Laramie, Limited, Mega Cab, Mopar Vehicle Protection, Park-Sense, Power Wagon, RamBox, Ram ArticulinK, the Ram's Head logo, TorqueFlite, Tradesman and Uconnect are registered trademarks, and Keyless Enter 'n Go, Limited Longhorn and Send & Go are trademarks of FCA US LLC. AISIN is a registered trademark of Aisin Seiki Co., Ltd. Bilstein and Black Hawk are registered trademarks of August-Bilstein GmbH & Co. Cummins is a registered trademark of Cummins, Inc. Google, Android, YouTube, YouTube Music, Android Auto and other marks are trademarks of Google LLC. Harman Kardon is a registered trademark of Harman International Industries, Incorporated. Instagram is a registered trademark of Instagram, Inc. Apple CarPlay, iPhone and Siri are registered trademarks of Apple Inc. SIRIUS, XM, SiriusXM Guardian, and all related marks and logos are registered trademarks of SiriusXM Radio Inc. and its subsidiaries. Goodyear and DuraTrac are registered trademarks of The Goodyear Tire & Rubber Company. Facebook and logo are registered trademarks of Facebook, Inc. The Twitter name, logo, Twitter T, Tweet and Twitter blue bird are service marks of Twitter, Inc. WARN is a registered trademark of Warn Industries, Inc. TomTom is a registered trademark of TomTom International B.V. Amazon, Alexa, and all related logos and marks are trademarks of Amazon.com, Inc. or its affiliates.

WARRANTIES: 2022 Chrysler, Jeep, Dodge and Ram vehicles are backed by a 5-year or 100,000-kilometre* fully transferable Powertrain Limited Warranty with \$0 deductible plus 24-hour roadside assistance! Basic Warranty coverage is for 3 years or 60,000 kilometres.* Rust-through coverage on all body sheet metal is for 3 years. The Cummins Turbo Diesel engine is protected by a separate Limited Warranty, covering the engine for 5 years or 160,000 kilometres. *Whichever comes first. Some conditions may apply. *The 5-Year/100,000-Kilometre Powertrain Limited Warranty does not apply to vehicles sold for certain commercial uses. See your retailer for full details.

MOPAR VEHICLE PROTECTION: FCA Canada Inc. has a vested interest in your satisfaction and owner experience with your new Ram truck. Mopar Vehicle Protection offers extended service plans to help ensure that you'll enjoy your truck for many years down the road. For more information on comprehensive vehicle coverage, see your Ram retailer, call 800-465-2001 or visit [fcacanada.ca/owners](https://www.fcacanada.ca/owners)

DISCLAIMERS: 1) Based on 250/2500 and 350/3500 class pickups. When properly equipped. 2) Based on 250/2500 and 350/3500 class pickups. 3) Based on a comparison of IHS Markit Canadian Vehicles in Operation and New Registration data as of July 1, 2020. Includes all MY1996-2020 heavy-duty diesel pickups, with series 250/2500 and 350/3500, continuously sold since 1995 and have the highest overall average percentage still in operation. 4) This is a driver convenience system, not a substitute for active driver involvement. The driver must remain aware of his/her surroundings and be prepared to take corrective action to avoid collisions. 5) Ram offers the only headlamps in the heavy-duty segment that aim (5° inward, 15° outward) based on steering-wheel input. Class based on 250/2500 and 350/3500 pickups. 6) Never program while driving. GPS mapping and available 3D navigation may not be detailed or available in all areas or reflect current road regulations. 7) Driving while distracted can result in loss of vehicle control. Only use mobile phones and other devices, even with voice controls, when it is safe to do so. Requires compatible iPhone. See retailer for phone compatibility. Data plan rates apply. To use Android Auto on your car display, you'll need an Android phone running Android 6 or higher, an active data plan, and the Android Auto app. 8) Three-month/1GB trial included with the purchase or lease of a new vehicle. Upon expiration of the trial period, purchase of a subscription is required. WiFi Hotspot available through third-party subscription. Requires Internet-enabled mobile device. See retailer for details. This feature is not intended for use by the driver while the vehicle is in motion. Always drive carefully. 9) Available on properly equipped vehicles with a Uconnect 5/5 NAV system. Requires a WiFi Hotspot plan and linked Amazon account to run Alexa in the vehicle. 10) Vehicle must be enrolled with Ram Connect, be in an active and usable cellular range, and have an active subscription. 11) Requires SiriusXM radio subscriptions governed by SiriusXM Canada Customer Agreement available at www.siriusxm.ca/terms 12) Requires an iPhone with Siri. Certain features are not available while the vehicle is in motion. iPhone must be within active cellular range. Customer's existing iPhone data rates apply to Internet-supported features. 13) All vehicles properly equipped to receive connected services come with a 3-month trial of the full suite of Ram Connect services effective from the date of purchase or lease of a new vehicle. Enrolment in the trial is required to receive service. Upon expiration of the trial period, purchase of a subscription is required to continue or renew services. Ram Connect is available only on equipped vehicles purchased within the United States, Canada and Puerto Rico. Services can only be used where cellular coverage is available. 14) Vehicle must be enrolled with Ram Connect, be in an active and usable cellular range, and have an active subscription. SOS Customer Care agent directs emergency assistance to your vehicle's location. 15) Provides direct-dial access to Roadside Assistance Service. Vehicle must be within Canada, have network coverage and must be enrolled with Ram Connect with an active subscription that includes the applicable feature. Additional roadside assistance charges may apply. Check warranty for details. 16) Vehicle must be enrolled with Ram Connect, be in an active and usable cellular range, have an active subscription and properly equipped with remote features. Remote Vehicle Start is not available on all vehicles. You are responsible for using remote features in accordance with any laws, rules or ordinances in effect in your vehicle's location. 17) Vehicle must be properly equipped with TomTom Navigation, enrolled in an active subscription with Ram Connect, be in an active and usable cellular range, and with the Ram Connect App installed on a compatible smartphone. 18) Vehicle must be enrolled in an active subscription with Ram Connect and be in an active and usable cellular range. Vehicle Theft Alert is only available on factory-installed alarms only. 19) Vehicle must be enrolled with Ram Connect, be in an active and usable cellular range, and have an active subscription. Stolen vehicle police report required. 20) Vehicle must be enrolled with Ram Connect, be in an active and usable cellular range, and have an active subscription. 21) All SiriusXM Guardian equipped vehicles come with a 12-month complimentary trial effective on the date of purchase or lease of a new vehicle. Enrolment in the trial is required to receive service. Upon expiration of the trial period, purchase of a subscription is required to continue SiriusXM Guardian. SiriusXM Guardian is available only on equipped vehicles purchased within the United States and Canada. Services can only be used where cellular coverage is available. See Uconnect and SiriusXM Guardian Terms of Service for complete service limitations. 22) The Advanced Front Air Bags in this vehicle are certified to the Federal regulations for Advanced Air Bags. Children 12 years old and younger should always ride buckled up in a rear seat. Infants in rear-facing child restraints should never ride in the front seat of a vehicle with a passenger front air bag. All occupants should always wear their lap and shoulder belts properly. 23) No system can repeal the laws of physics or overcome careless driving actions. Performance is limited by available traction, which snow, ice and other conditions can affect. When the warning lamp flashes, the driver needs to use less throttle and adapt speed and driving behaviour to prevailing road conditions. 24) Vehicle must be locked and system activated for alarm to sound. 25) Only available with automatic transmissions. 26) Not compatible with all garage door openers.



LIKE US ON: facebook.com/ramtrucksCanada



FOLLOW US ON: twitter.com/ramtrucksCanada



CHECK US OUT ON: instagram.com/ramtrucksca



FOLLOW US ON: youtube.com/user/RamTrucksCanada

RAMTRUCK.CA

 SIGN UP FOR UPDATES AT: ramtruck.ca/en/signup

©2021 FCA Canada Inc. All Rights Reserved. Ram is a registered trademark of FCA USA LLC.